
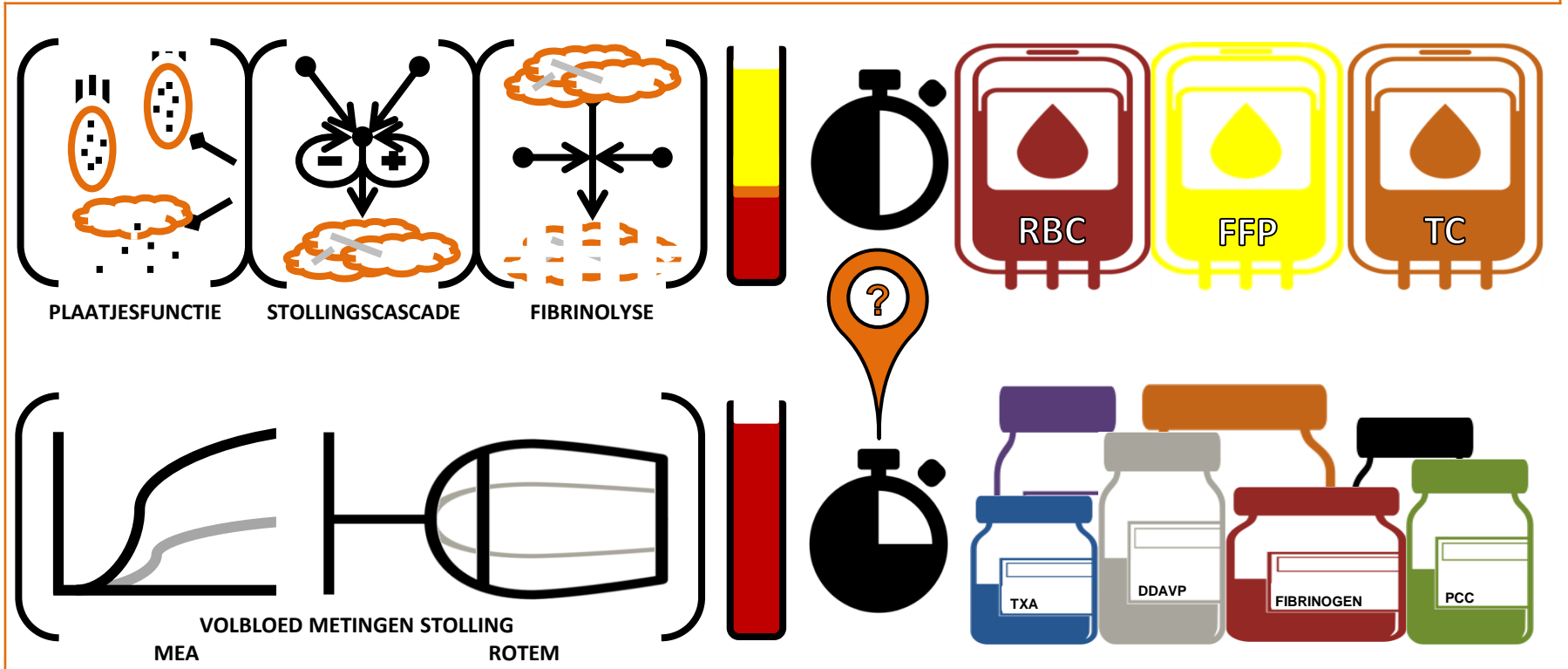


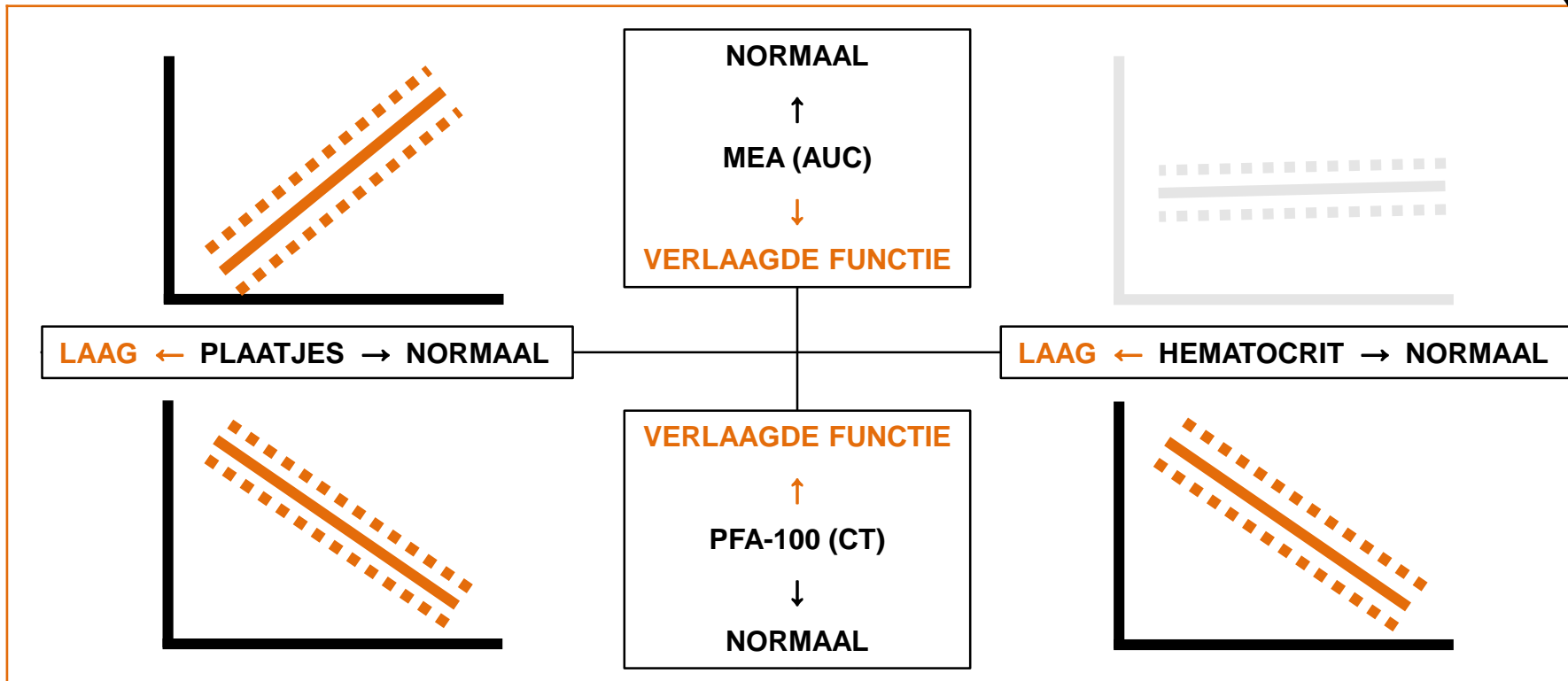
# HAEMOSTASIS MONITORING: PINPOINTING USING POINT-OF-CARE



# COAGULATION MONITORING AND TRANSFUSION PRACTICE



# CORRECTION OF MEA AND PFA-100 RESULTS

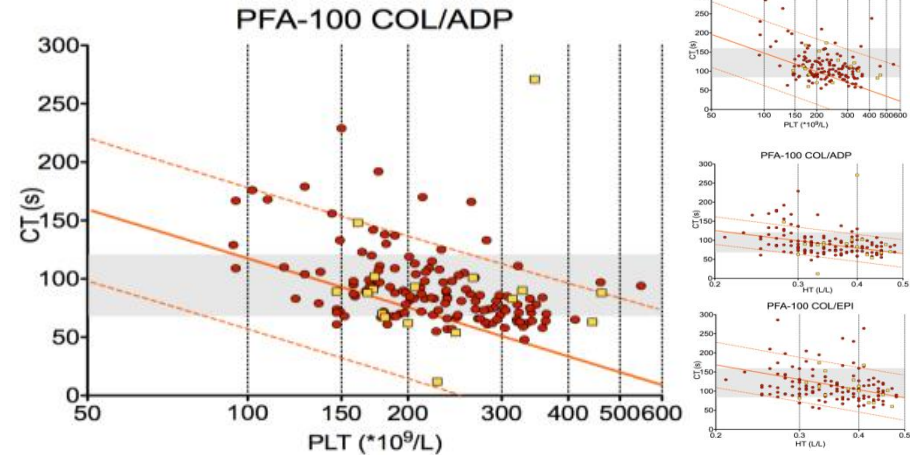
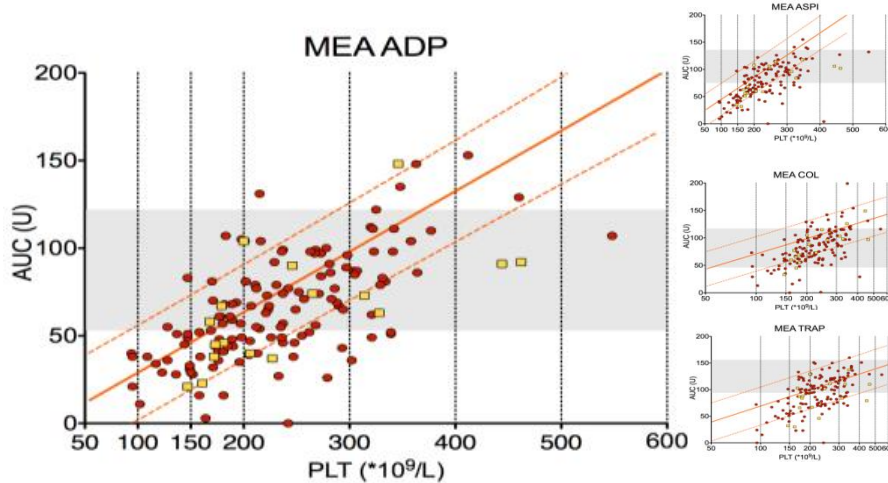


# HAEMOSTASIS SCREENING BEFORE TRANSPLANTED KIDNEY BIOPSY



MEA

PFA-100



- **NORMAALGEBIED**

• **GEEN BLOEDING**

• **WEL EEN BLOEDING**

# FIBRINOLYSIS DETECTION USING ROTEM



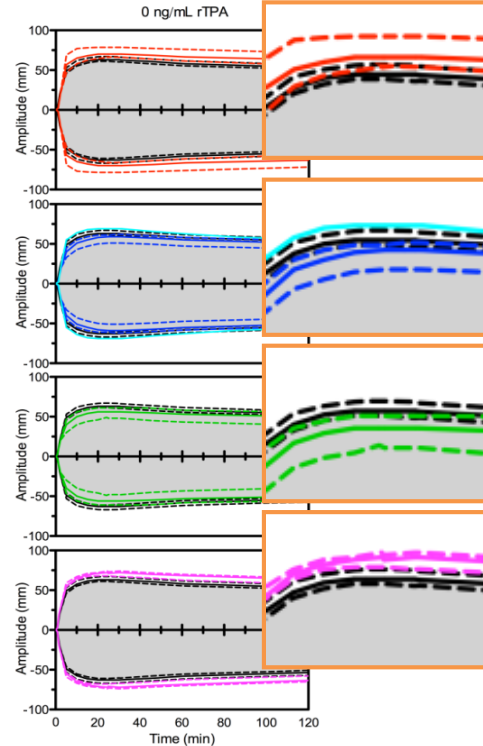
VRIJWILLIGERS

SEPSIS

POST CARDIOCHIRURGIE

CIRRHOSIS

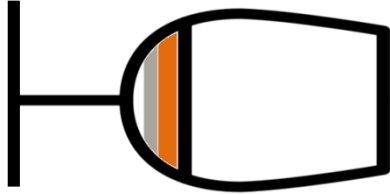
ZWANGEREN 3<sup>e</sup> TRIMESTER



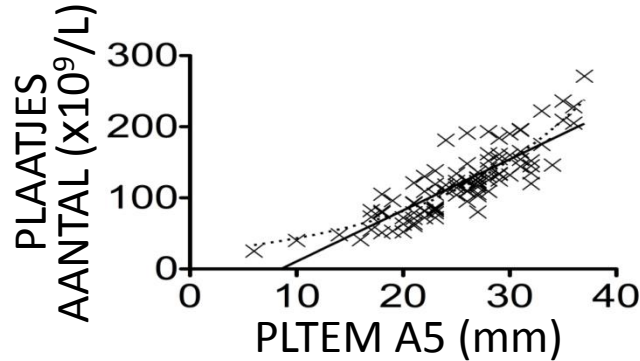
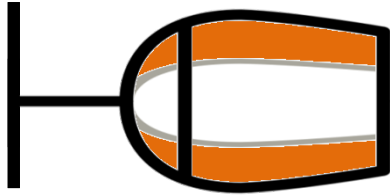
# ROTEM INTERPRETATION AT 5 MINUTES



POST CARDIOCHIRURGIE



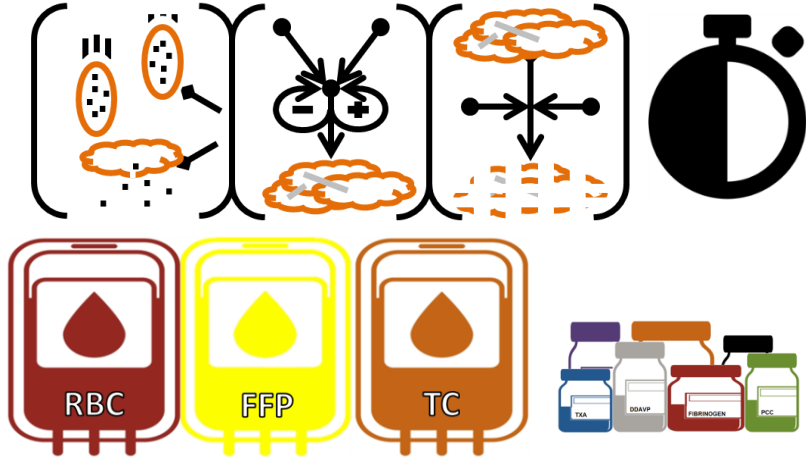
<i>R</i>	EXTEM <sub>A10</sub>	FIBTEM <sub>A10</sub>
EXTEM <sub>A5</sub>	0.99	
FIBTEM <sub>A5</sub>		1.00



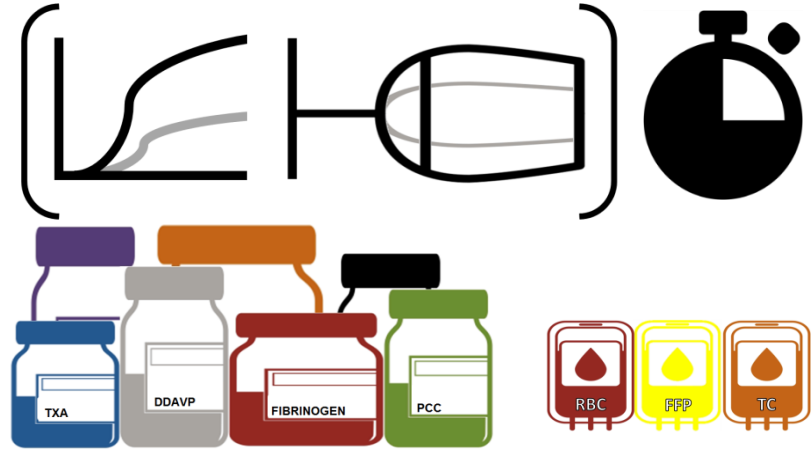
# ROTEM IMPLEMENTATION IN CARDIAC SURGERY



2011: KLASSIEK PROTOCOL



2014: POINT-OF-CARE PROTOCOL



# HAEMOSTASIS MONITORING: PINPOINTING USING POINT-OF-CARE





# FUTURE PERSPECTIVES



NIEUWE WERKGEVER, NIEUWE MOGELIJKHEDEN (TORONTO, CA)

FIBRINOLYSIS DIAGNOSIS AND MANAGEMENT IN LIVER TRANSPLANT PATIENTS (*DR. MCCLUSKEY*)

FIBRINOLYSIS DIAGNOSIS AND MANAGEMENT IN COMPLEX CARDIOVASCULAR PATIENTS (*DR. WASOWICZ*)

FOCUS ON FIBRINOLYSIS IN SEPSIS (*DR. KARKOUTI*)

PLATELET (DYS)FUNCTION AFTER CARDIOVASCULAR SURGERY (*DR. KARKOUTI*)

# DANKBETUIGING



Prof. Dr. Hugo ten Cate  
Prof. Dr. Wolfgang F. Buhre  
Dr. Ir. Yvonne M.C. Henskens  
Dr. Marcus D. Lancé

Afd. Anesthesiologie en Pijnbestrijding  
Afd. Biochemie  
Afd. Centraal Diagnostisch Laboratorium



Dr. Keyvan Karkouti  
Dr. Stuart A. McCluskey  
Dr. Marcin Wasowicz

Dep. Of Anesthesia & Pain  
Management



# HAEMOSTASIS MONITORING: PINPOINTING USING POINT-OF-CARE



GERHARDUS J.A.J.M. KUIPER, MD, PHD